

Impax™ — Performance Self-Drill

12-14 Impax and 1/4-14 Impax lap self-drill
For metal to metal

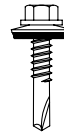
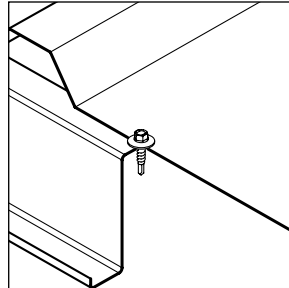
- Precision cold forged assuring superior point strength and the fastest drilling time performance through high strength steel and nested purlins.
- Ultimate performance in light, medium and heavy gage applications.

- Designed and engineered to have low driving and thread engagement torque and provide maximum clamp load.
- Corrosion resistant coating system.

Application

12-14 Impax
Metal to metal

Drilling capacity: .035 – .210
Thickness is based on normal, single thickness purlin/girt or multiple material thickness combined for total.
Min projection: 3/16" of threads below substrate



5/16" AF Hex Washer Head
Thread Major Dia: .215 – .209
Thread Minor Dia: .164 – .157

Strength (lbs ult.):

Tensile: 2900
Torsional: 92 in-lbs
Shear: 2050

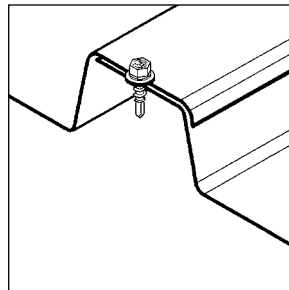
Pull-out (lbs ult.):	SD2	SD3
12 ga (.109):	1539	1480
14 ga (.075):	1010	823
16 ga (.060):	724	624

Pull-over with Bond Seal (lbs ult.):

22 ga (.030): 1249
24 ga (.024): 1056
26 ga (.018): 654

1/4-14 Impax Lap
Panel to panel side lap

Drilling capacity: .030 – .095
Some applications may require attaching light gage (24 – 26 ga) to sub-structural member. Composite thickness should not exceed .095.



5/16" AF Hex Washer Head
Thread Major Dia: .246 – .240
Thread Minor Dia: .192 – .185

Strength (lbs ult.):

Tensile: 3800
Torsional: 150 in-lbs
Shear: 2850

Pull-out (lbs ult.):

22 ga (.030): 379
24 ga (.024): 304
26 ga (.018): 204

Notes

Dimensions are nominal inches unless noted. Self-drill pull-out values (pounds ultimate) are based on 57,000 psi hot rolled steel material. Lap self-drill pull-out values are based on 40,000 psi AZ55 Galvalume steel sheet material. Ultimate values listed are the result of laboratory testing. The specific job conditions should be considered and appropriate safety factors applied when specifying the proper fasteners. #12 fasteners 1" and longer have special long pilot lengths to accommodate nested purlins.

Selection

Length	Part No. #12 Bond Seal (15 mm)	Part No. #12 No Washer	Part No. 1/4-14 Impax Lap w/ Bond Seal	Part No. 1/4-14 Lap No Washer
12-14 x 3/4" SD3	V2361-EDF	A2361F	—	—
12-14 x 3/4" SD2	S4495-EDF	S4495F	—	—
12-14 x 1" SD2	V4577-EDF	S4577F	—	—
12-14 x 1-1/4" SD2	V4632-EDF	S4632F	—	—
12-14 x 1-1/2" SD2	V4677-EDF	S4677F	—	—
12-14 x 2" SD2	V4777-EDF	S4777F	—	—
12-14 2-1/2" SD2	S4902-EDF	S4902F	—	—
12-14 x 3" SD2	S4952-EDF	S4952F	—	—
12-14 x 4" SD2	S4981-EDF	S4981F	—	—
1/4-14 x 7/8"	—	—	V5051-GUF	S5051F

Installation

Tools: 0 – 2000 rpm screwdriver equipped with depth sensing nosepiece.

Options

